



**AVAILABLE  
TODAY**

**Manufactured in the USA**

The TFU-WB Series antenna is designed as a broadband, low-cost, low-windload alternative to UHF panel antennas.

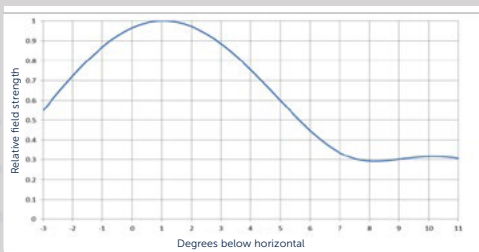
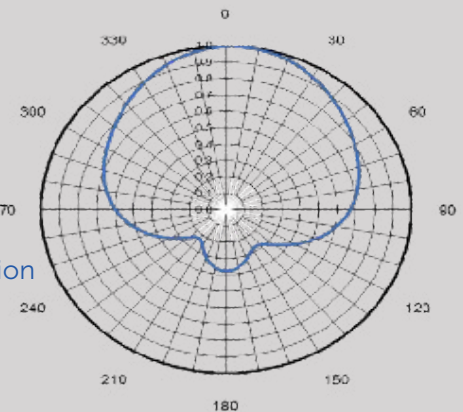
### Key Features:

- Broadband: Channels 14-51
- Economical alternative to panel antennas
- Low weight and 75% less windload than panels
- Input powers up to 60 kW
- Includes standard mounting brackets
- Quick delivery
- Available in HPOL or EPOL
- Designed for side mounting on existing structures
- Stripline slot design
- 8, 16 and 24 bays
- Cardioid azimuth pattern

### Specifications:

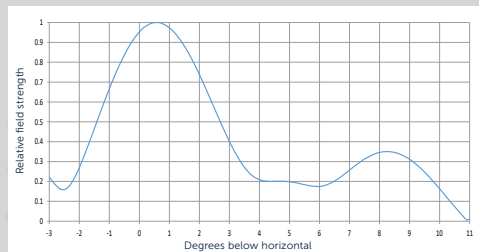
- Polarization: Horizontal or Elliptical
- Input Size: 4 1/16" EIA
- VSWR (Max 470-698 MHz): < 1.10:1
- Max Input Power: 20 kW per 8 bay section
- Azimuth Directivity: 2.3
- Weight: 410 lbs per 8 bay section
- Windload: 27.4 FT<sup>2</sup> per 8 bay section

**TFU-WB Azimuth**



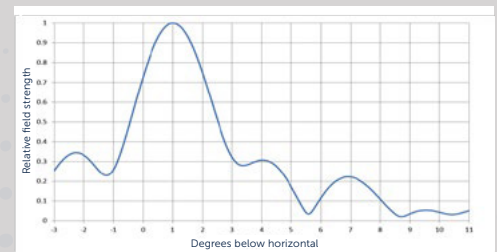
**TFU-WB-8**

RMS Gain: 8 • Peak Gain: 18.4  
Beam Tilt: 1 Degree



**TFU-WB-16**

RMS Gain: 15.6 • Peak Gain: 35.9  
Beam Tilt: 0.55 Degrees



**TFU-WB-24**

RMS Gain: 22.7 • Peak Gain: 52.2  
Beam Tilt: 1 Degree