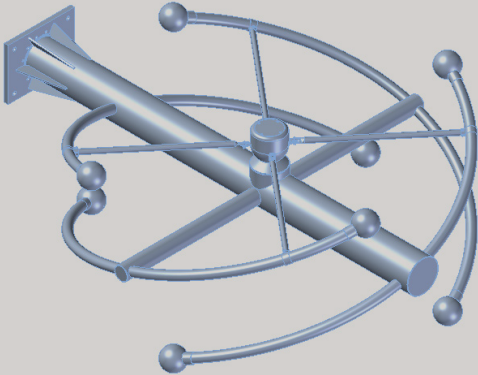


The DCR-Q was designed specifically for the Band I, Band II VHF markets (Channels 2-6). Based on the DCR-M Quadropole design, this side-mounted stainless steel array is designed for both Omni and Directional applications.



The DCR-Q VHF provides an economical solution for circularly VHF Polarized broadcast with much less loading than traditional panel arrays.

### Specifications:

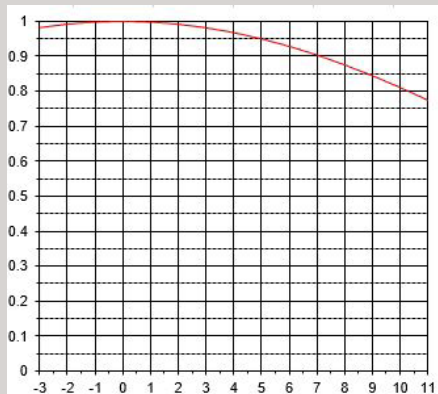
- Full Circular Polarization
- Directional and Non-Directional applications
- 1/2 Wavelength bay spacing typical, which minimizes downward radiation
- Stainless steel element construction
- Low ice sensitivity
- Low weight and wind load

### Electrical Specifications

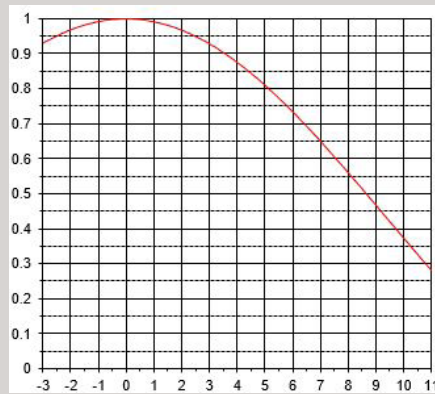
Antenna Type	# of Bays	Power Gain	dB	Power Rating kW
DCR-Q4 VHF	4	1.3	1.14	60
DCR-Q8 VHF	8	2.4	3.80	60
DCR-Q12 VHF	12	3.6	5.56	60

\*Higher power ratings available

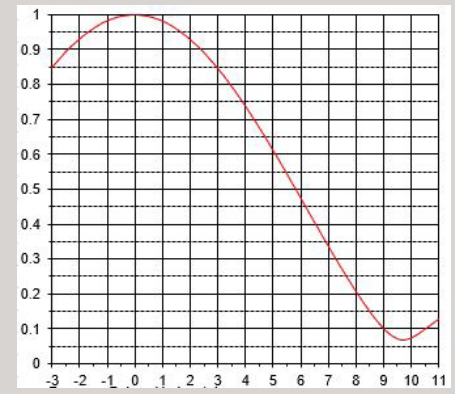
\*Available in 2-16 bay configurations



DCR-Q4 VHF



DCR-Q8 VHF



DCR-Q12 VHF

\*VSWR over single 6MHz channel 1.15:1.0

### Mechanical Specifications

Channel	# of Bays	$\lambda$ (in)	H2 (ft)	EPA (ft <sup>2</sup> )	W (lbf)
4	4	171.056	42.8	27.5	960
	8		99.8	57.1	1920
	12		156.8	86.7	2880