

STANDARD COAXIAL 4-PORT MOTORIZED SWITCH 4 1/16" FLANGED

- Low insertion loss
- Low VSWR
- Motor drive switching
- Indoor applications
- Emergency manual operation
- Pressurized upon request
- Two-way switches

Specifications

Model Number	DC 60000-400	DC 60000-405
Input/output Connectors	4 1/16" Flanged	4 1/16" Flanged
Impedance	50 ohms	50 ohms
Peak Voltage ⁴ at Sea Level	9 kV	9 kV
Frequency Range ¹	DC 800 MHz	DC 800 MHz
Max. Altitude ²	10,000 feet (3,050 m)	10,000 feet (3,050 m)
Ambient Temperature	32°F (0°C) to 113°F (45°C)	32°F (0°C) to 113°F (45°C)
Storage Temperature	32°F (0°C) to 122°F (50°C)	32°F (0°C) to 122°F (50°C)
Storage/ Ambient Humidity ³	0-98% non condensing	0-98% non condensing

Average Power⁴

108 MHz	≤ 64.7 kW	≤ 64.7 kW
230 MHz	≤ 44.6 kW	≤ 44.6 kW
776 MHz	≤ 24.1 kW	≤ 24.1 kW
860 MHz	≤ 22.9 kW	≤ 22.9 kW
Insertion Loss	≤ 0.1 dB	≤ 0.1 dB
VSWR	≤ 1.05	≤ 1.05
Isolation	> 60 dB	> 60 dB
Switching Time	3 sec.	3 sec.

Electrical Data


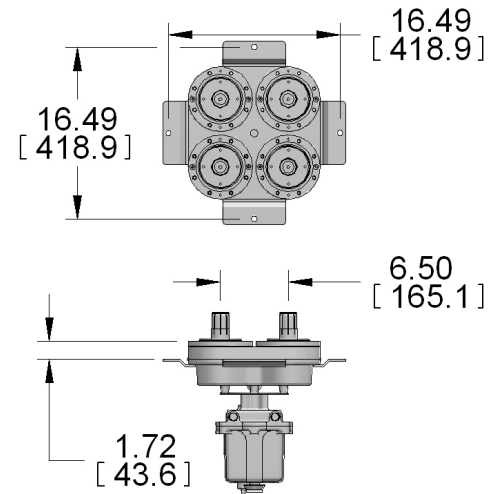
Motor Operating Voltage	115 V AC/50/60 Hz	230 V AC/50/60 Hz
Motor Operating Current	1.25 Amps-start 0.6 Amps-run	0.924 Amps-start 0.50 Amps-run
Control Voltage	12,/24 V DC, 115/230 V AC	12,/24 V DC, 115/230 V AC

Limit Switches Rating⁵

Voltage	125/230 V AC	125/230 V AC
Current	1/3HP, 10 Amps	1/3HP, 10 Amps
Weight	78 lbs (35 kg)	78 lbs (35 kg)

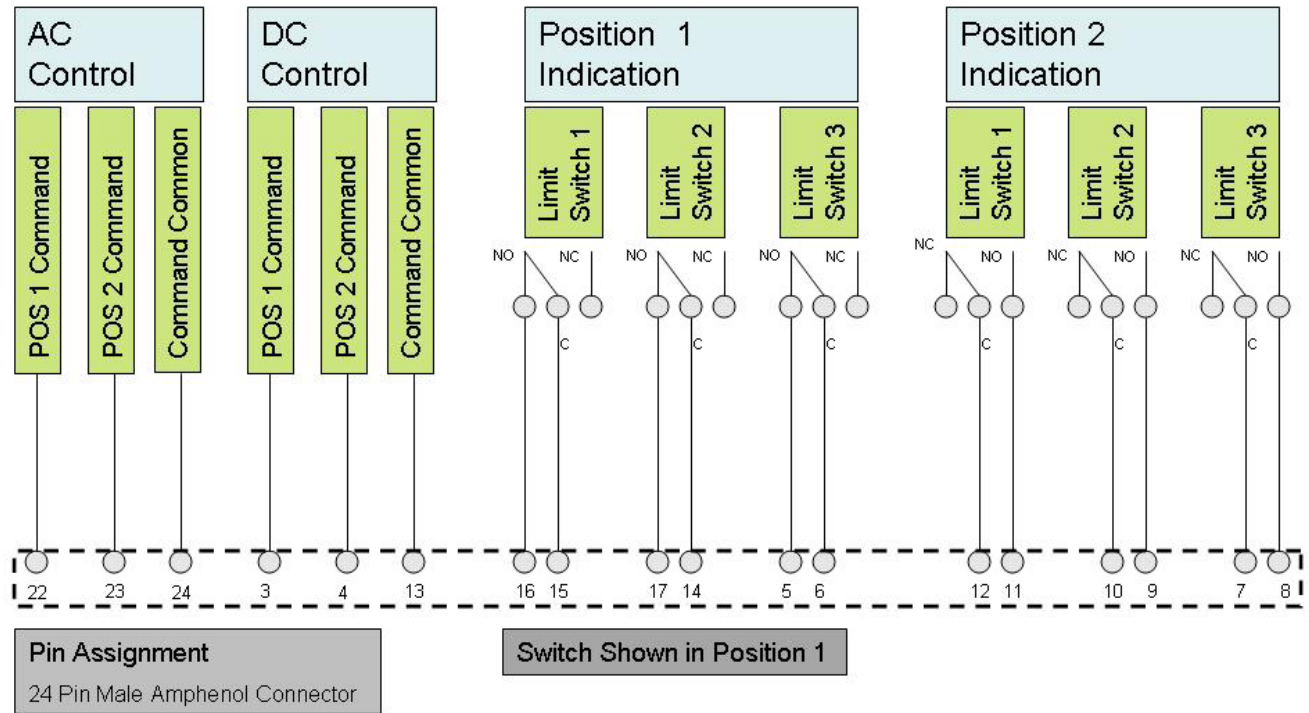
Notes

- 1) Special operating frequency requests beyond specified operating range accepted. Call factory for details.
- 2) For more than 5,000 feet (1,524 m), please consult the factory.
- 3) Coaxial switches must not to be exposed to condensing moisture environments.
- 4) 104°F (+40°C) ambient temperature, 145°F (63°C) outer temperature, 248°F (120°C) inner temperature, sea level, 0 PSIG, VSWR=1.0
- 5) Limit Switches are used for readout and position indication.



STANDARD COAXIAL 4-PORT MOTORIZED SWITCH 4 1/16" FLANGED

Control & Monitor Connector Pin Assignment Diagram



Electrical Block Diagram

