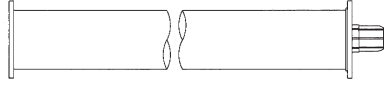


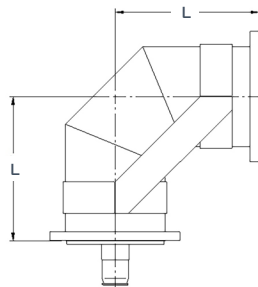
Transmission line with flanges on both ends. Includes expansion connector, O-ring, and hardware kit.



Straight Sections—Fixed Flange With DigitLine® Expansion Connector

T/L Size	Catalog Number	Impedance in Ohms	Approx. Weight
3 1/8"	DL 35-004	50	56 lbs
4 1/16"	DL 45-004	50	110 lbs
6 1/8"	DL 65-004	50	145 lbs
6 1/8"	DL 67-004	75	145 lbs
7 3/16"	DL 77-004	75	180 lbs
8 3/16"	DL 87-004	75	216 lbs
9 3/16"	DL 97-004	75	200 lbs

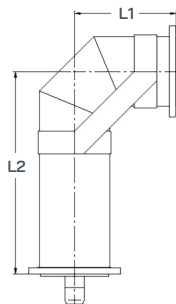
90° reinforced elbow, equal leg. Includes one anchor connector, one O-ring and one hardware kit. Swivel flanges.



90° Elbow (Equal) Reinforced

T/L Size	Catalog Number	Impedance in Ohms	L	Approx. Weight
3 1/8"	DL 35-021	50	6"	13 lbs
4 1/16"	DL 45-021	50	7"	20 lbs
6 1/8"	DL 65-021	50	9"	32 lbs
6 1/8"	DL 67-021	75	9"	27 lbs
7 3/16"	DL 77-021	75	9"	35 lbs
8 3/16"	DL 87-021	75	12"	55 lbs
9 3/16"	DL 97-021	75	12"	75 lbs

90° reinforced elbow, unequal leg. Includes one anchor connector, one O-ring and one hardware kit. Swivel flanges.



90° Elbow (Unequal) Reinforced

T/L Size	Catalog Number	Impedance in Ohms	L1	L2	Approx. Weight
3 1/8"	DL 37-022	50	6"	9"	10 lbs
4 1/16"	DL 45-022	50	7"	14"	35 lbs
6 1/8"	DL 65-022	50	9"	18"	40 lbs
6 1/8"	DL 67-022	75	9"	18"	40 lbs
7 3/16"	DL 77-022	75	9"	18"	45 lbs
8 3/16"	DL 87-022	75	12"	24"	55 lbs
9 3/16"	DL 97-022	75	12"	24"	75 lbs