

- Available in single and dual channel configurations
- VSWR: < 1.1:1.0 across 6 MHz channel
- Beam Tilt: 1.0 degree standard, custom available
- Input: 3 1/8" EIA standard input

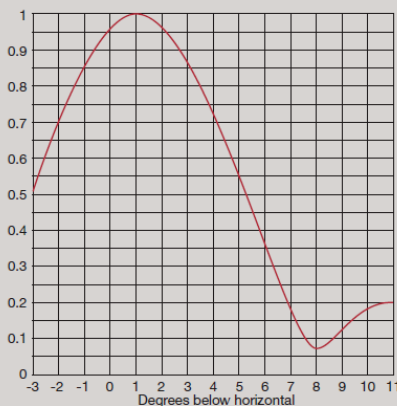
Dielectric's DSB series antenna is an economical, mid to high power antenna with numerous standard elevation and azimuth pattern combinations.

Electrical Specifications

Average Power Rating (kW)	GAINS	
Antenna Type	Ch. 14 - 69	
TFU-8DSB	8	
TFU-12DSB	12	
TFU-16DSB	12	
Custom Antenna Type	Ch. 14 - 51	Ch. 52 - 69
TFU-24DSB	18	17

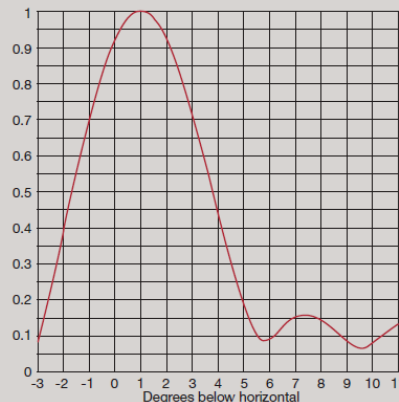
Elevation Images

TFU-8DSB



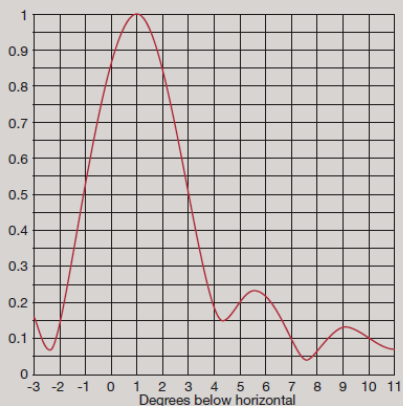
8.0 (9.03dB) RMS Gain

TFU-12DSB



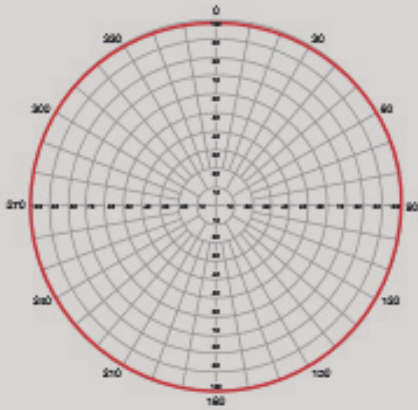
12.0 (10.79dB) RMS Gain

TFU-16DSB

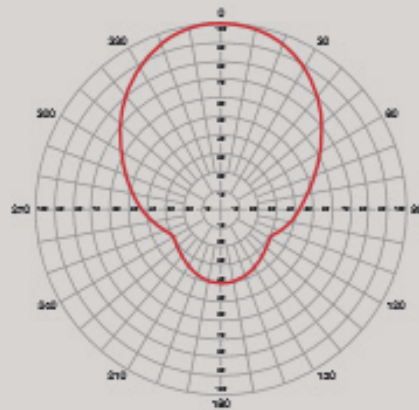


16.0 (12.04dB) RMS Gain

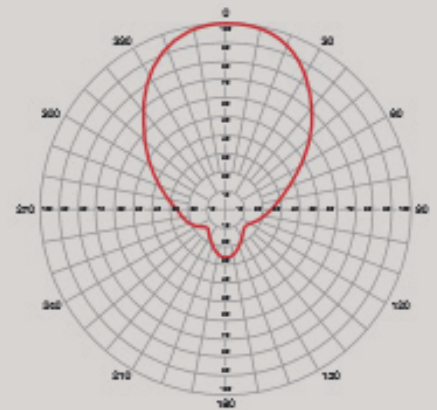
Elevation Images



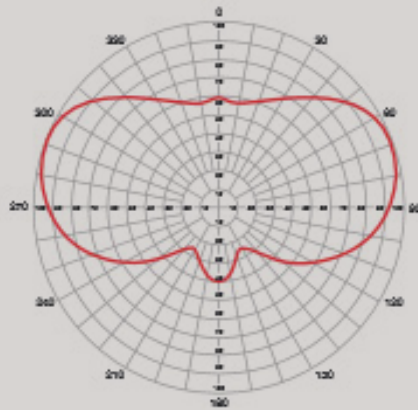
DSB-A



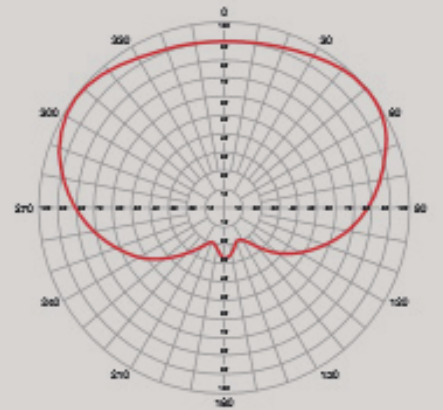
DSB-D, Directivity=2.9



DSB-E, Directivity=3.9



DSB-J, Directivity=2.0



DSB-M, Directivity=1.9