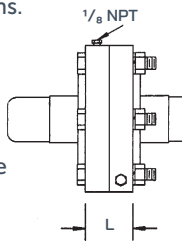


Gas stop for nominal pressure differential. Installs between two flanged line sections.

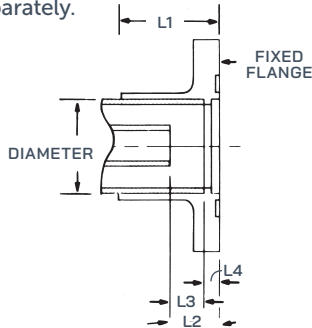
Includes inner-conductor connector, one O-ring and complete hardware (long bolts).



Gas Stop

T/L Size	Catalog Number	Impedance in Ohms	L	Approx. Weight
1 5/8"	275-005	50	0.88"	4 lbs
3 1/8"	375-005	50	1.50"	7 lbs
4 1/16"	475-005	50	1.50"	12 lbs
6 1/8"	675-005	50	2.00"	16 lbs
6 1/8"	677-005	75	2.00"	18 lbs
7 3/16"	777-005	75	2.25"	22 lbs
8 3/16"	877-005	75	2.38"	35 lbs
9 3/16"	975-005	50	2.00"	40 lbs
9 3/16"	977-005	75	2.38"	40 lbs

Flange for field installation by soft soldering. Solder, liquid flux, brush, garnet paper and cleaner. Sold separately.



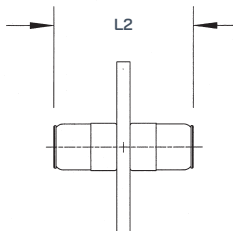
Soft Solder Flange

This table shows cut back for 20' sections.

T/L Size	Catalog Number	Ohms	L1	L2	L3	L4	Approx. Weight
1 5/8"	270-014	50	1.94"	0.59" ± 0.03	0.40" ± 0.03	.187"	2 lbs
3 1/8"	370-014	50	2.13"	0.91" ± 0.03	0.47" ± 0.03	.437"	3 lbs
4 1/16"	470-014	50	2.19"	1.22" ± 0.03	0.85" ± 0.03	.375"	6 lbs
6 1/8"	670-014	50	3.53"	1.28" ± 0.03	0.90" ± 0.03	.375"	7 lbs
6 1/8"	670-014	75	3.53"	1.22" ± 0.03	0.84" ± 0.03	.375"	7 lbs
7 3/16"	770-014	75	3.50"	1.41" ± 0.03	0.85" ± 0.03	.562"	10 lbs
8 3/16"	870-014	75	6.13"	1.59" ± 0.03	1.22" ± 0.03	.375"	12 lbs
9 3/16"	970-014	50	6.50"	1.78" ± 0.03	1.15" ± 0.03	.626"	14 lbs
9 3/16"	970-014	75	6.50"	1.59" ± 0.03	0.97" ± 0.03	.626"	14 lbs

Note the cut back difference between 50 & 75 ohms and 6 1/8 & 9 3/16. The given dimensions are for cutting back the inner and outer conductor of transmission line onto the end of which a flange is to be installed.

Anchor connector (inner-conductor connector and insulator).

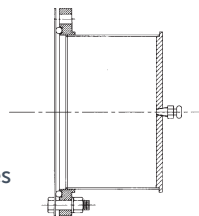


Connector Anchor Insulator

T/L Size	Catalog Number	Impedance in Ohms	L1	L2	Approx. Weight
1 5/8"	275-011	50	1 5/8"	3 1/8"	3.5 oz
3 1/8"	375-011	50	1 3/4"	4 1/8"	13 oz
4 1/16"	475-011	50	2 3/8"	5 3/8"	2 lbs
6 1/8"	675-011	50	2 1/2"	5 1/2"	2 lbs
6 1/8"	677-011	75	2 3/8"	5 3/8"	2 lbs
7 3/16"	777-011	75	2 3/4"	5 1/16"	2 lbs
8 3/16"	877-011	75	3 1/8"	6 1/16"	2 lbs
9 3/16"	975-011	50	3 1/2"	6 31/32"	5 lbs
9 3/16"	977-011	75	3 1/8"	6 1/8"	2 lbs

End cap with gas port. Includes O-ring and hardware kit.

For temporary closure of transmission line to prevent entrance of moisture. Includes pipe plug.



End Cap

T/L Size	Catalog Number	Approx. Weight
1 5/8"	270-024	7 oz
3 1/8"	370-024	5 lbs
4 1/16"	470-024	7 lbs
6 1/8"	670-024	10 lbs
7 3/16"	770-024	12 lbs
8 3/16"	870-024	14 lbs
9 3/16"	970-024	15 lbs