

TUX ANTENNA

This economical antenna design will incorporate slant polarization and space-combining, making it ideal for microcell broadcast of ATSC 3.0 and 5G formats. For any given channel, a set of slant linear dipoles will be excited through a set of four inputs on the rear of the panel.

- Slant linear polarization
- Space-combining to accommodate up to 4 independent channel inputs
- 1 kW average power rating for each input
- Highly efficient microstrip design
- 470-728 MHz
- Polycarbonate radome

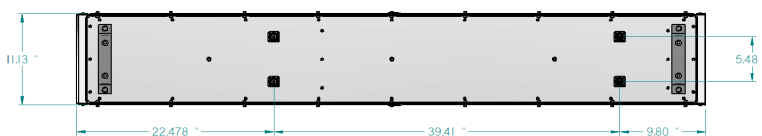


ELECTRICAL SPECIFICATIONS

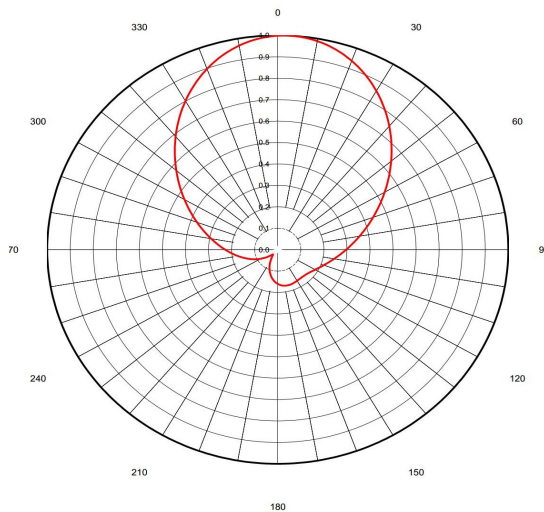
Polarization	Azimuth Pattern	Antenna Input	Peak Gain	VSWR	Bandwidth	Rated Input Power
Slant Linear	Directional	4 Inputs on Rear of Panel	Slant 45 = 10 (10.00 dB) HPOL = 5 (7.00 dB) VPOL = 5 (7.00 dB)	<1.5:1	470 - 728 MHz	1 kW Maximum Average Power Per Channel Input

MECHANICAL SPECIFICATIONS

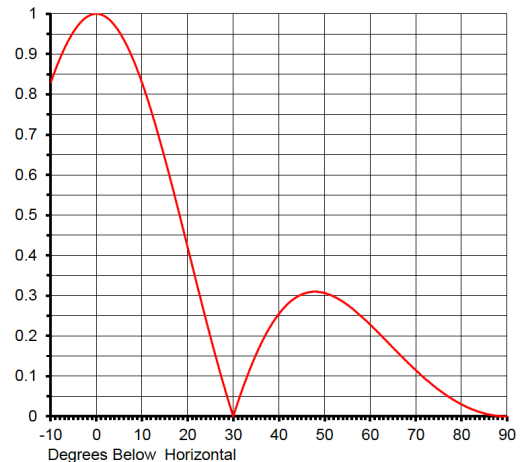
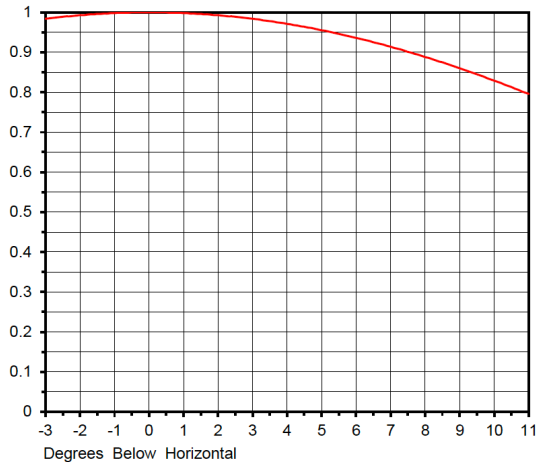
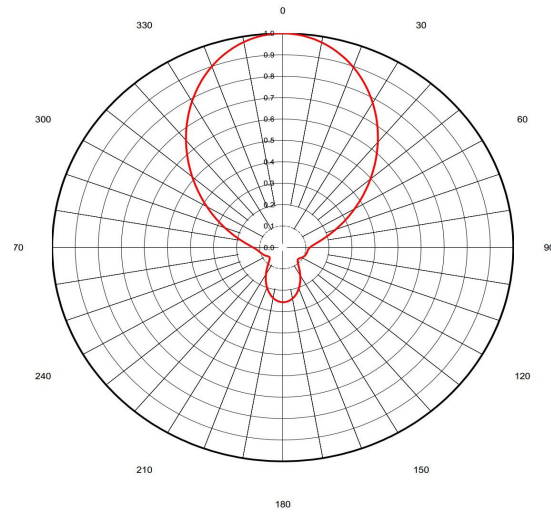
Mounting	Environmental Protection	Weight	Height	Width	Depth
Side-Mounted	Radome	~50 lb	71.59 in	13.97 in	11.13 in



HORIZONTAL PLANE AZIMUTH PATTERN



VERTICAL PLANE AZIMUTH PATTERN



RMS GAIN 2.4 (3.71 dB)
BEAM TILT 0.00 DEG